



New Haven Public Safety



2006 Headlines

- First drop in overall crime in 3 three years
- Overall crime is down 7% - including violent and property crime
- Non-fatal shootings are slightly down, but homicides are way up
- Domestic violence arrests are down 9% from 2005 and 20% from 2004
- Police seized 246 guns in 2006 – up 20% from 2005
- Use of guns in homicides & robberies is up
- Increase of young, repeat offenders



2007 Headlines


- Task Force w/ State Police and Firearms Unit create climate of zero tolerance for guns
- Major crackdown on truancy reduces youth violence
- Expansion of Youth Initiative helps thousands of more kids make positive choices
- Neighbors celebrate: Disruptive café's and bars shutdown
- More cops hit the streets, walking beats restored
- Crime continues to drop, spike in murder rate reversed



Crime trends: 1990 - 2006

Crime	1990	2000	2004	2005	2006
Murder	31	18	15	15	24
Rape	168	63	45	57	54
Robbery	1,784	660	738	848	809
Agg. Assault	2,008	971	925	977	997
Burglary	4,476	1,489	1,477	1,252	1,363
Larceny	9,086	5,256	5,203	5,228	4,728
M/V Theft	3,459	1,312	1,249	1,434	1,192
Total	21,012	9,769	9,652	9,811	9,167


- Big drop to 2000: 2006 is first drop in 3 years



Violent Crime and Property Crime

UCR Crimes	2004	2005	2006
Violent Crimes	1,723	1,897	1,884
Property Crimes	7,929	7,914	7,283
Total	9,652	9,811	9,167

- After rise in 2005, Violent Crime was flat in 2006



Homicides and Shootings: Recent trend

	2004	2005	2006
Homicides	15	15	24
Non-fatal shooting incidents	93	126	111

- Homicides way up, shootings down for 2006.



Homicide & Shooting Victim Ages

Homicide & shootings Victims' Ages	2004	2005	2006
10-15	4	6	13
16-18	25	31	34
19-30	71	81	74
31+	16	29	23
TOTAL	116	147	144

- Number of victims age 18 & younger is up



Homicide & Shooting Victim History

Non-Fatal Shooting Victims' Criminal History	2004	2005	2006
Convicted Felon	40	68	59
Misdemeanor Conviction or Handgun Disqualification	12	11	13
Juvenile Record	0	2	3
Cases Pending / No Record	6	7	8
No Record	58	59	61
TOTAL	116	147	144

- 58% of Homicide & Shooting victims have criminal history



Homicide & Shooting Suspects' Ages

Homicide & Non-fatal Shooting Suspects' Ages	2004	2005	2006
10-15	9	5	7
16-18	15	16	20
19-30	44	26	29
31+	4	8	5
TOTAL	72	55	61

- Suspects are increasingly younger



Repeat Victims & Suspects

Repeat victimization: Between 2004-2006 15 shooting victims had been shot on at least 2 occasions

Victims become suspects: Between 2004-2006 13 shooting victims became suspects in 16 non-fatal shootings & 6 homicides

Ethnicity Gender	Age	Date of Non Fatal Shooting	District of Non-Fatal Shooting	Criminal Status	Suspect in another offense
B/M	16	4/30/06	Newhallville	Felony Cases Pending	2006 Weapon Charges Pending
		7/19/05	Dixwell		
		5/28/05	Dixwell		

Repeat suspects: Between 2004-2006 9 offenders were suspects in 7 homicides and 15 non-fatal shootings

Ethnicity Gender	Age	Victim	Date of Shooting	Date of Homicide	District of Incident	Criminal Status
B/M	20	1	----	8/1/2006	Newhallville	N/A
		2	---	7/12/2006	Hill South	
		3	---	6/14/2006	Newhallville	



Guns used in Homicides

Year	2004	2005	2006
Total Homicides	15	15	24
Homicide w/ firearm	9	13	22
% of Homicides w/ firearm	60%	87%	92%

- Guns are increasingly used in homicides



Guns used in Robberies

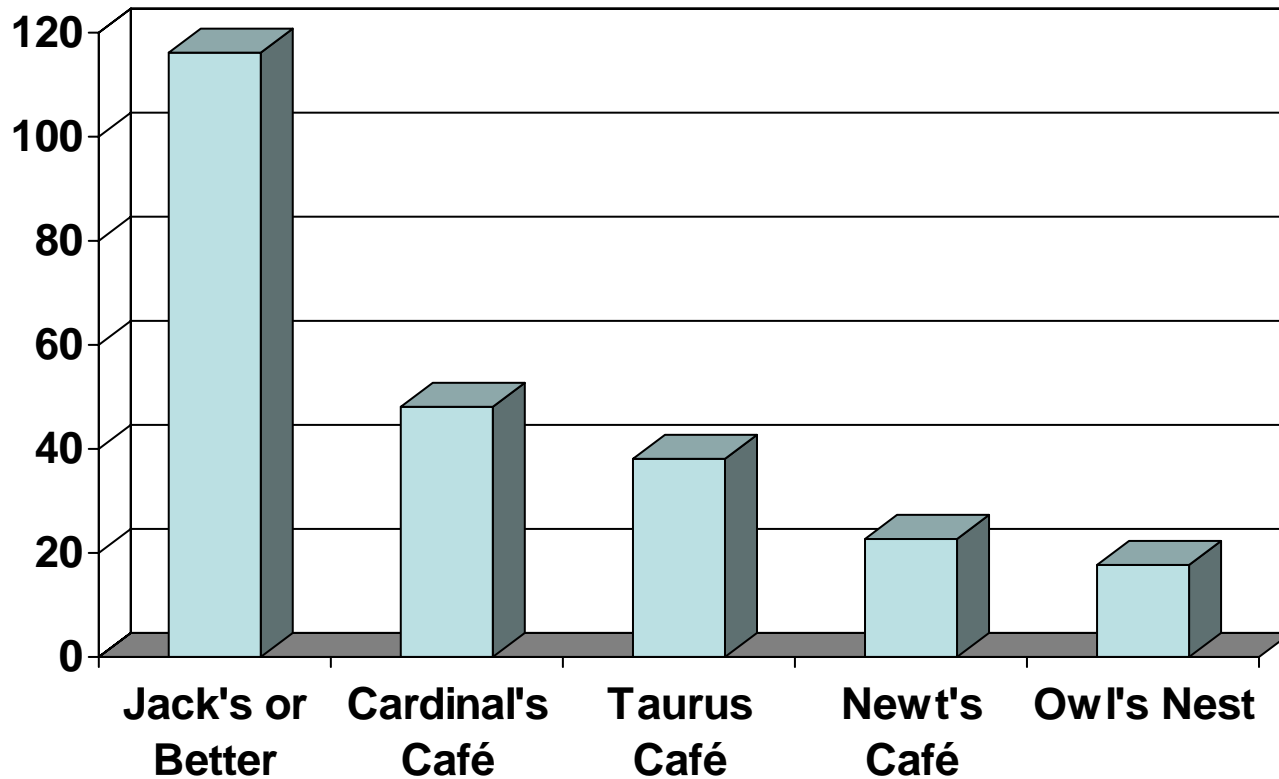
Year	2004	2005	2006
Total Robberies	738	838	802
Robbery with Firearm	313	369	382
% of robberies w/ firearm	42%	44%	48%

- Guns are increasingly used in robberies



Hot Spots for Trouble

Number of Police Calls in 2006





Solutions & Interventions

- **Police Deployment**

- Add 80 officers
- Increase visibility
- Restore walking beats

- **Guns**

- Organize Regular Gun Buybacks
- Create Firearms Unit
- Implement Firearms Task Force w/ State Police



Solutions & Interventions

- **Repeat offenders**
 - Dedicated gun prosecutions & faster processing
 - Federal prosecution for felony gun arrests
 - Higher bonds for violent and gun suspects
- **Civil behavior**
 - Compel witness testimony
 - Lobby for tougher Nuisance Abatement laws
 - Create Community Roundtable



Solutions & Interventions

- **At-risk older population**
 - Street Outreach Worker Program
 - Cease Fire
- **At-risk youth**
 - Launch TimeZAlmost Up
 - Crackdown on Truancy
- **Youth services**
 - Make after school programs available for ALL middle school students.
 - Expand after school program hours to 7 p.m. for nearly half of all city schools.
 - Expand jobs and job prep. programs to 5,000 teens



New Haven Public Safety